





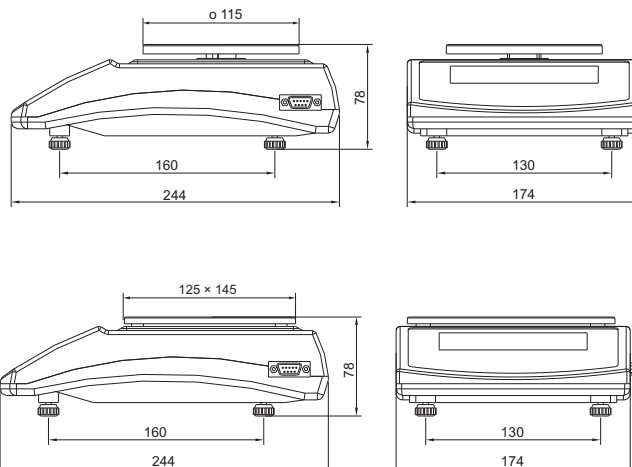


WTB balances are designed for fast and precise determination of mass in laboratory conditions.

They can be used in locations where no power (230V) is accessible as they are equipped with internal rechargeable battery.

Balances are equipped with stainless steel weighin pan, RS 232 output and backlit LCD display.

-  Counting pieces
-  Percentage
-  Weighing animals
-  Summing function
-  +/- control
-  Peak hold of maximal indication



**Technical data:**

	<b>WTB 200</b>	<b>WTB 2000</b>	<b>WTB 3000</b>
Maximal capacity	200 g	2000 g	3000 g
Readability	0,001 g	0,01 g	0,01 g
Tare range	-200 g	-2000 g	-3000 g
Repeatability	0,003 g	0,03 g	0,03 g
Linearity	±0,003 g	±0,03 g	±0,03 g
Working temperature	+15° - +30° C		
Power supply	230V / 11V AC or 120V / 11V AC and 6×AA NiMH accumulator		
Pan size	ø 115 mm	125 × 145 mm	125 × 145 mm
Display	LCD (backlit)		

Supplied by

Wessex Scale Co, Lower Mill, Exford Nr Minehead Somerset TA24 7QE  
 Tel: 0845 472 5345 Fax: 01643 800 299 Email: sales@wessexscales.co.uk  
 Website: www.wessexscales.co.uk